



Harmattan Parasol Fabrics





• Not for construction - or SHADEmakers for assistance •

www.shademakers.co.uk
sales@shademakers.co.uk




Workshop & Showroom
8 Polaris Centre, 41 Brownfields
Welwyn Garden City, Herts, AL7 1AN

• All subject to SHADEmakers Terms and Conditions •


 (+44) 1707 708626
 (+44) 1707 707300

Spuncrylic®


Spuncrylic® is polyester, which has gone through a process called solution- dyeing, which gives it a very high resistance to fading from sunlight. Spuncrylic® has an Ultraviolet Protection Factor of at least 50, is water repellent, and offers good stain resistance. This material has a similar performance to acrylic but at a more affordable price. There are a selection of further colours available for additional surcharge. The purpose of this document is to serve only as a guide and reference for selection. Physical samples are available from SHADEmakers Limited.



White
SP/08056



Ecreu
SP/08013




Wheat
SP/08043



Taupe
SP/08040



Grey
SP/08042



Black
SP/08014



Forest Green
SP/08046



Navy Blue
SP/08083




Light Blue
SP/08103



Terracotta
SP/08097




Red
SP/08099



Yellow
SP/08133

Polyester

Polyester is a strong fibre that is resistant to creasing and keeps its shape. Polyester is not solution-dyed, so will not hold colour as well as Spuncrylic®. In time, this will result in the canopy fading, therefore we only offer two natural colours.



Natural
NAT01



Khaki
BEI01

Parasol fabrics compared




Canopies are available in a choice of fabric:

ShadeArt Recacril[®], Spuncrylic[®] and Polyester.

Each fabric type will have different characteristics, as shown below.

Material characteristics

	ShadeArt Recacril [®]	Spuncrylic [®]	Polyester
Fabric warranty	5 years	3 years	1 year
Ageing resistance	Excellent	Excellent	Good
Colour-fastness to light (AATCC16, option 3, water cooled, xeno-arc lamp, AATCC scale)	1500 hours Grade 4-5	1500 hours Grade 3-4	80 - 100 hours Grade 3 - 4
Fabric weight	300g/m ²	240g/m ²	240g/m ²
Material	Acrylic	Polyester	Polyester
Method	Solution-dyed	Solution-dyed	Piece-dyed or yarn-dyed
Water resistance	Excellent	Good	Fair



ShadeArt Recacril[®]

ShadeArt Recacril[®] has gone through a process called solution-dyeing, which gives it very high resistance to fading due to sunlight. Both the surface and the inside of the fabric are protected against dirt build-up and the adverse effects of a wide variety of atmospheric agents. There is a choice of over 30 colours.

Spuncrylic[®]

Spuncrylic[®] is a polyester fabric which has gone through the solution-dyeing process to give very high resistance to fading from sunlight. Spuncrylic[®] fabric has Ultraviolet Protection Factor (UPF) of at least 50, is water repellent, and offers good stain resistance. This material has a similar performance to acrylic but at a more affordable price. Please contact us for more information on the full range of colours available.

Polyester

Polyester is a reasonably strong fabric, resistant to creasing and good at staying in shape. However, it is not solution-dyed, so will not hold colour as well as Spuncrylic[®] or Premium ShadeArt Recacril[®]. Polyester may fade over time, and is a thinner, lighter weight fabric than ShadeArt Recacril[®].

We do not offer polyester canopies other than in Spuncrylic[®] polyester for some of our volume commercial parasols.

Canvas maintenance

The hi-tech 'infinity process' finish of your ShadeArt canvas will protect you from both sun and rain for many years, but it is important to check periodically that there are no deposits or accumulation of dirt that can damage the finish and thus shorten the life of the canvas.

The most effective method for maintaining the canvas is to rinse once a month with water from a low pressure hose to dislodge any dirt, bird droppings etc. that may have built up. After rinsing the canvas, ensure that is left to completely dry before closing the canopy. Similarly, if the canvas is wet after a rain shower, it should always be allowed to dry before closing. If for any reason you have to close the wet canopy, this should be for a short time only and it must be opened again as soon as possible to let it dry. In times of continuous rains is advisable to keep the canopy closed.

In most environments, this periodic cleaning with water is sufficient to keep the canvas pristine and a more thorough cleaning should only be necessary every 2 or 3 years, following these 5 steps:

1. Brush off excess dust and dirt with a soft brush. Never use a brush with stiff bristles since this will damage the canvas protective finish.
2. Rinse the canopy with clean water. If using a hose, low pressure only.
3. Prepare a solution of solvent-free soap in warm water (no more than 100°F) and apply it to the canopy with a soft sponge.
4. Rinse again with clean water to remove all traces of soap.
5. Allow the canvas to dry naturally. Do not close the canopy until the canvas is completely dry.

The canvas finish also protects against the growth of fungi. However, if dirt has been allowed to accumulate, fungi will become present and this can lead to the canvas becoming stained. To remove these stains more intensive cleaning will be required.

1. Brush off excess dust and dirt with a soft brush. Never use a brush with stiff bristles since this will damage the canvas.
2. Prepare a solution with 10% household bleach, 20% of solvent-free neutral detergent and 70% water.
3. Apply the solution to the canvas, and leave to work for between 15 and 20 minutes maximum.
4. Rinse with clean water several times, as any bleach residues remaining on canvas, with the combined action of the sun, could damage the fabric.
5. Allow the canvas to dry naturally. Do not close the canopy until the canvas is completely dry.
6. Repeat the process if necessary.

To protect the environment, be sure to remove the dirty water when using bleach as it can be harmful to animals and plants.

Canopy pleating



If your ShadeArt parasol is out of use for more than a few days, it is essential that the canopy is properly pleated and secured to protect it from damage and excessive wear. Pleating is done by pulling the canopy panels outwards away from the mast, ensuring that no fabric is caught between the struts and spokes. The fabric is then folded down in rotation as shown in the diagram above, and Velcro straps are used to hold the pleated canopy tightly in place. Two straps are supplied with larger parasols, with the shorter strap positioned higher up and the longer one lower down. If not correctly pleated the wind will cause the fabric of the canopy to flutter and vibrate, which will result in rubbing and tear marks. Should you require additional Velcro straps please contact your ShadeArt agent.

© Copyright ShadeArt Limited UK 2025

Copyright - All rights reserved. Any redistribution or reproduction of part or all of the contents in any form is prohibited other than the following: • You may print or download to a local hard disk extracts for your personal and non-commercial use only. • You may copy the content to individual third parties for their personal use, but only if you acknowledge the website and ShadeArt Limited UK as the source of the material. • You may not, except with our express written permission, distribute or commercially exploit the content. Nor may you transmit it or store it in any other website or other form of electronic retrieval system.